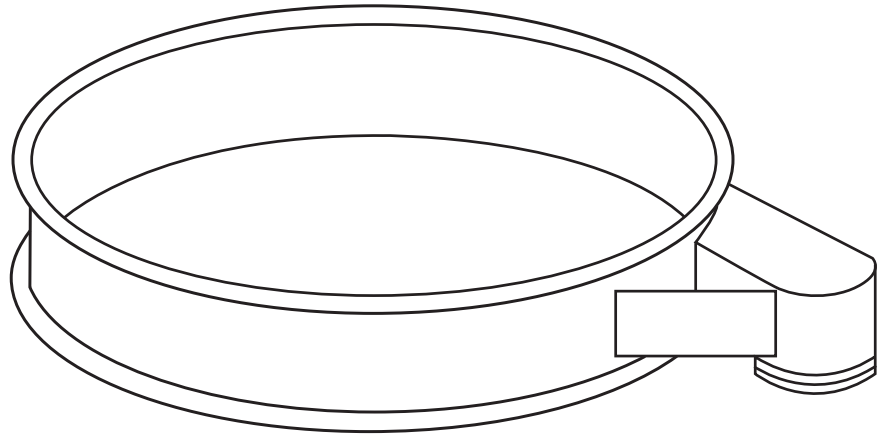


SEPARATOR PART LIST



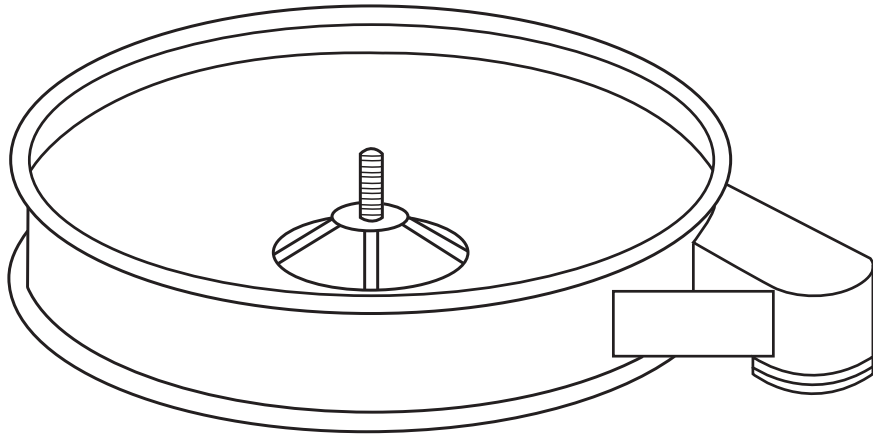
Number	Description	Notes
1	S/S tie down washer	
2	Neoprene cushion washer	
3	Screen mesh	
4	S/S spacer	
5	Plate lockdown washer	
6	Tie down plate	
7	Slide	Nylon or Poly
8	r S/S perforated plate	1-48"; 2- 60"; 3- 30"
9	5/8" S/S nut, jam nut	
10	Center tie down stud	
11	Table frame assembly	6" HT or 8" HT
12	S.S "V" type clamp band	
13	Zinc coated clamp ring nut	
14	Clamp ring bolt	S/S
15	Clamp ring washer for bolt	
16	Filler ring	S/S
17	Lower table weldment	M/S
18	Nut for spring spool bolt, top	
19	Spring spool, top	
20	Nut for spring spool bolt, bottom	
21	Spring spool, bottom	
22	Spring	S/S
23	Base door	M/S
23-1	Base assembly	
23-2	"J" box assembly	
24	Balance spring	Optional
25	Upper and lower grease hose	
26	Cotter pin for motor nut	
27	Motor nut	
28	Dial indicator assembly	
29	Bottom weight plate	
30	Washer and nut for bottom weight assembly	
31	Bottom weight assembly	
32	Separator motor	1200
33	Motor stud	RPM
34	Motor wedge	
35	Lockwasher for motor stud	
36	Lock spacer for motor	
37	Bolt for motor weight assembly	
38	Nuts for top weight	
39	Washer for top weight	
40	Top motor weight plates	
41	Top motor weight assembly	
42	Spacing frame assembly	
43	Top cover assembly	S/S
44	Inspection cover assembly	only
45	Distribution frame	
46	Ball tray frame	
47	Ball tray ball	Rubber/silicone
48	Cluster slider (not shown)	Nylon or poly
<p>Note: Signify size by putting either 48 for 48" unit or 60 for 60" unit before stock number. When ordering screens, specify mesh and material.</p>		

42



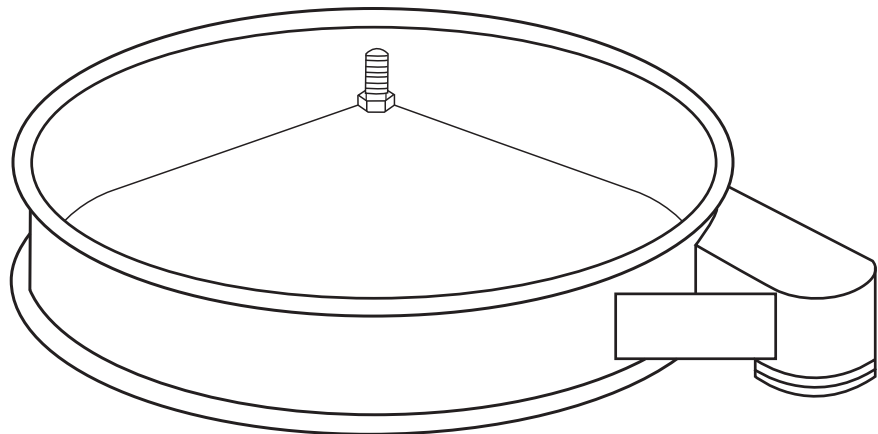
UPPER FRAME

45



MIDDLE FRAME

11



LOWER FRAME

